



RCS

- PIR MOTION SENSORS & SWITCHES
- ENERGY SAVING SENSORS
- SAVE ENERGY & MONEY REMAIN SECURE





RCS

Mission

Established in 2014, Rashmi's mission as an independent smart home integrator is to make every newly built or renovated home, building, fully advanced with the help of Lux lighting solutions & all the sensors to make home automated.

"Rashmi" satiates the lighting needs for Architecture Lighting, Building Contractors, Hoteliers, Universities & Schools, Government Institutions, Corporate Clients and Individual Home-owners.



Automate Your Home
with Affordable Pricing
Range

LET'S TALK ABOUT
SENSORS

RESEDENTIAL

COMMERCIAL

INDUSTRIAL

MALL

SHOPS

OFFICE



9871905905



APPLICATIONS OF VARIOUS SENSORS IN BUILDINGS



360° CEILING MOUNT PIR MOTION SENSOR- RCS-7BN

SPECIFICATIONS

- Power Source : 220 ~ 240VAC / 50Hz
- Detection Angle : 360°
- Rated Load : Max.1200W (incandescent)
300W (fluorescent)
- Detection Distance : Max.6m (<24°C)
- Time Delay : 10sec± 3sec to 7min±2min (adjustable)
- Ambient Light : <3-2000LUX (adjustable)
- Detection Motion Speed : 0.6-1.5m/s
- Installation Height : 2.2m - 4m
- Protection Class : IP 20
- Maximum Size : Ø 115mm X 58mm



RS-1625/

DETECTION PATTERN



6 meters





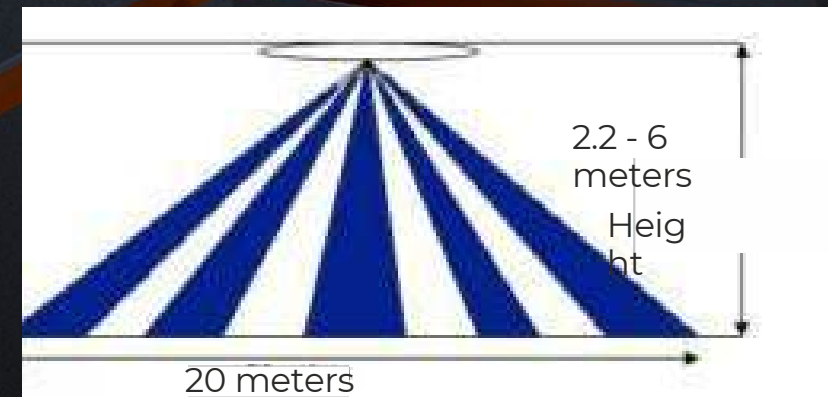
360° CEILING MOUNT OCCUPANCY SENSOR -RCS-22

SPECIFICATIONS

- Power Source : 220 ~ 240VAC / 50Hz 360°
- Detection Angle : 20m max(<24°C) -20~+40°C
- Detection : <3-2000LUX (adjustable)
- Distance Working : Min.10sec±3sec, Max.
- Temperature : 30min±2min approx 0.5W
- Ambient Light : Max.2000W for incandescent
- Time Delay Power Consumption : 1000W for fluorescent
- Rated Load : 2.2-6m
- Installation Height : 2.2-6m
- Max. Size : 105mmx105mmx60mm



RS-2350/





WALL MOUNT PIR MOTION SENSOR- RCS-7EN

SPECIFICATIONS

- Power Source : 220-240V AC / 50Hz
- Detection Angle : 180°
- Rated Load : Max.1200W (incandescent)
300W (fluorescent)
- Detection Distance : 5-12m adjustable (<24°C)
- Time Delay : 10sec±3sec to 7min±2min (adjustable)
- Ambient Light : <3-2000LUX (adjustable)
- Detection Motion Speed : 0.6-1.5m/s
- Installation Height : 1.8-2.5m
- Protection Class : IP 44
- Max. Size : 215mm X 90mm X 75mm



RS-1450/

DETECTION PATTERN






MICROWAVE MOTION SENSOR- RCS-27

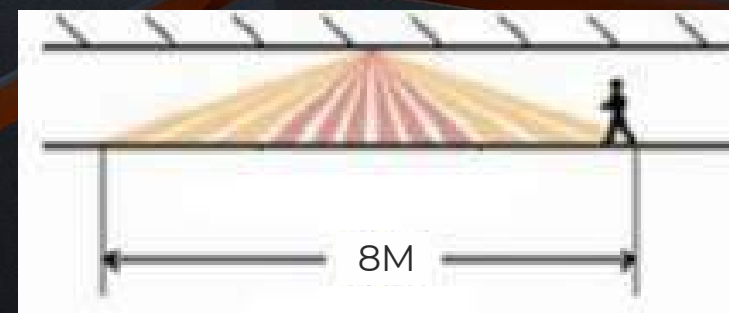
SPECIFICATIONS

- Power Source : 220-240V AC / 50Hz
- Detection Angle : 360°
- HF System : 5.8GHz CW radar, ISM band
- Rated Load : Max.1200W (incandescent)
300W (fluorescent)
- Detection Distance : 1-8m (radius), adjustable
- Time Delay : 10 sec±3 sec to 12min±1min(adjustable)
- Ambient Light : <3-2000LUX(adjustable)
- Installation Height : 1.5-3.5m
- Power Consumption : Approx.0.9W
- Detection Speed : 0.6 -1.5m/s
- Max. Size : 95mm X 50mm X 45mm



RS-1750/

DETECTION PATTERN





LIGHT CONTROL DAY-NIGHT SENSOR PHOTOCELL-WEATHER PROOF

SPECIFICATIONS

- Power Source : 220-240V AC / 50Hz
- Rated Current : 20A
- Ambient Light : <2-100LUX(adjustable)
- Material : PC (UV proof)
- Protection Class : IP 65
- Maximum Size : 95mm X 65mm X 35mm



**FOR HIGHER LOAD ABOVE 20A
USE EXTERNAL CONTACTOR**

RS-3600/

Automatic On/Off of Street Lights as per Day-Night Mode.
Any Indoor or Outdoor Lights





ENERGY SAVING SMART SWITCH / FLUSH MOUNT WALL SWITCH-RCS -7CN

SPECIFICATIONS

- Power Source : 220-240V AC / 50Hz
- Detection Angle : Max. 160°
- Rated Load : Max.500W (incandescent)
Max.200W (fluorescent)
- Detection Distance : Max.9m(<24°C)
- Time Delay : 10sec±3sec to 7min±2min(adjustable)
- Ambient Light : < 3-2000LUX (adjustable)
- Installation Height : 1-1.8m
- Protection Class : IP 20
- Maximum Size : 80mm X 80mm X 45mm



RS-1920/

DETECTION PATTERN





THIN PIR MOTION SENSOR- RCS -6

SPECIFICATIONS

- Operating Volt: AC 220-250V 50Hz-60Hz.
- Load Power : Upto 400/800 Max
- Ambient Light : 3-2000Lux (Adjustable)
- Detecting distance : 8 Mtr.
- Installation Height : 2.2-4 Mtr.
- Motion Detection Speed : 0.6~1m/s
- Delay : 10 Seconds - 15 Minutes (Adjustable)



RS-2150/





FALL CEILING PIR MOUNTED SENSOR-RCS -9

SPECIFICATIONS

- Working Humidity: Less than 93%RH
- Load Power : Upto 300/1200W Max
- Ambient Light : 3-2000Lux (Adjustable)
- Detecting distance : 0~7 Mtr.
- Installation Height : 2.2-4 Mtr.
- Motion Detection Speed : 0.6~1m/s
- Delay : 10 Seconds - 7 Minutes (Adjustable)



RS-1625/





GAS DETECTOR ALARM RCS -10

SPECIFICATIONS

- High accurate hot wire type sensor
- Detects Natural Gas, LPG, and Coal Gas etc. Combustible Gases
- Power Supply : 110V or 220V AC
- Power, Fault and Alarm Indicators: Power (Green), Alarm(Red) , Fault (Yellow)
- 10% LEL sensitivity
- Simple installation, ceiling or wall mounted
- Sound and Flash Alarm, (85 decibel)
- Auto Test/reset button



RS-4025/





Single Door WARDROBE SENSOR

SPECIFICATIONS

- Operating Voltage : 220-240V~ AC
- Loading Wattage : Max. 250W
- Detection Range : within 5-6 cm



RS-2425/





ROUND MICROWAVE MOTION SENSOR -RCS -12


SPECIFICATIONS

Operating Voltage :	AC 220-250V 50Hz-60Hz.
Load Power :	Upto 1200W Max
Ambient Light :	3-2000Lux (Adjustable)
Detecting distance :	0~8 Mtr.
Installation Height :	2.2-4 Mtr.
Motion Detection Speed :	0.6~1m/s
Delay :	8 Seconds -12 Minutes (Adjustable)



RS-2525/





RCS

TERMS & CONDITIONS:

- 2 YEAR WARRANTY
- GST 18% AS PER ACTUAL
- DELIVERY CHARGES EXTRA
- PAYMENT 100% ADVANCE
- INSTALLATION CHARGES EXTRA



I-4/20 SECTOR -16
ROHINI DELHI -110089



WWW.RASHMICINEMASOLUTIONS.COM



RASHMICINEMASOLUTIONS@GMAIL.COM



9871905905